

Features



- Strap devices, Axial leaded, Very small dimension, Very low initial resistance
- Low switching temperature, Provides overcurrent protection with 80 °C trip temperature
- Typical used for protection of Li-ion /Polymer Li-ion battery
- Available in lead-free version
- Agency recognition: UL, CSA, TUV

SEL-USE



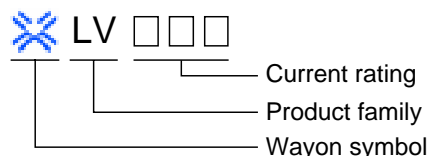
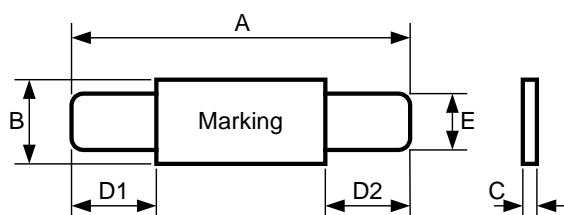
LV series

Strap devices

Product Dimensions

Part number	A		B		C		D1		D2		E	
	Min	Max	Min	Max	Min	Max	Min	Max	Min	Max	Min	Max
LV175	20.8	23.5	3.6	3.8	0.5	0.8	4.5	6.5	4.5	6.5	2.4	2.6
LV175N	23.0	25.5	3.0	3.3	0.5	0.8	4.7	6.5	5.2	7.2	2.4	2.6
LV175NL	29.3	31.7	3.0	3.3	0.5	0.8	5.2	6.8	10.2	12.5	2.4	2.6
LV230	20.9	23.1	4.9	5.5	0.5	0.8	4.5	6.0	4.5	6.0	3.9	4.1

Marking system



* Lead materials: Nickel.

* Insulating material: Polyester tape.

* Lead-free devices are available, the right logo is lead-free mark of wayon.



Electrical Characteristics

Part number	I_H	I_T	V_{max}	I_{max}	T_{trip}		R_{min}	R_{max}
	(A)	(A)	(V)	(A)	Current(A)	Time(S)	()	()
LV175	1.75	4.20	12	100	8.75	5.0	0.018	0.035
LV175N	1.75	4.20	12	100	8.75	5.0	0.017	0.035
LV175NL	1.75	4.20	12	100	8.75	5.0	0.017	0.035
LV230	2.30	5.00	12	100	10.00	5.0	0.012	0.018

I_H =Hold current: maximum current at which the device will not trip at 25 °C still air.

I_T =Trip current: minimum current at which the device will always trip at 25 °C still air.

V_{max} =Maximum voltage device can withstand without damage at rated current.

I_{max} =Maximum fault current device can withstand without damage at rated voltage.

T_{trip} =Maximum time to trip(s) at assigned current.

R_{min} =Minimum device resistance at 25 °C prior to tripping.

R_{max} =Maximum device resistance at 25 °C prior to tripping.

Test Procedures And Requirements

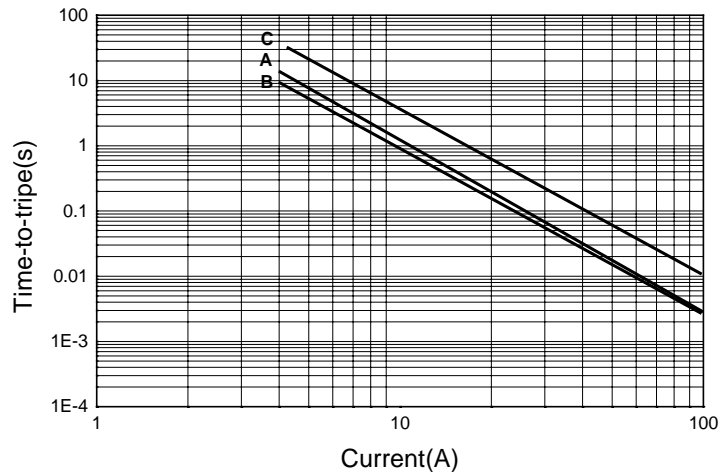
Test	Test Conditions	Accept/Reject Criteria
Resistance	In still air @ 25	R_{min} R R_{max}
Time to Trip	Specified current, V_{max} , 25	T maximum Time to Trip
Hold Current	30min, at I_H	No trip
Trip Cycle Life	V_{max} , I_{max} , 100cycles	No arcing or burning
Trip Endurance	V_{max} , 24hours	No arcing or burning

Thermal Derating Chart- $I_H(A)$

Part number	Maximum ambient operating temperatures()							
	-40	-20	0	25	40	50	60	70
LV175	3.50	2.90	2.40	1.75	1.30	1.00	0.80	0.30
LV175N	3.50	2.90	2.40	1.75	1.30	1.00	0.80	0.30
LV175NL	3.50	2.90	2.40	1.75	1.30	1.00	0.80	0.30
LV230	5.00	4.20	3.40	2.30	1.70	1.30	0.90	0.40

Typical Time-to-Trip Charts at 25

A= LV175
B=LV210
C=LV230



Package Information

Bulk: 1000pcs per bag.